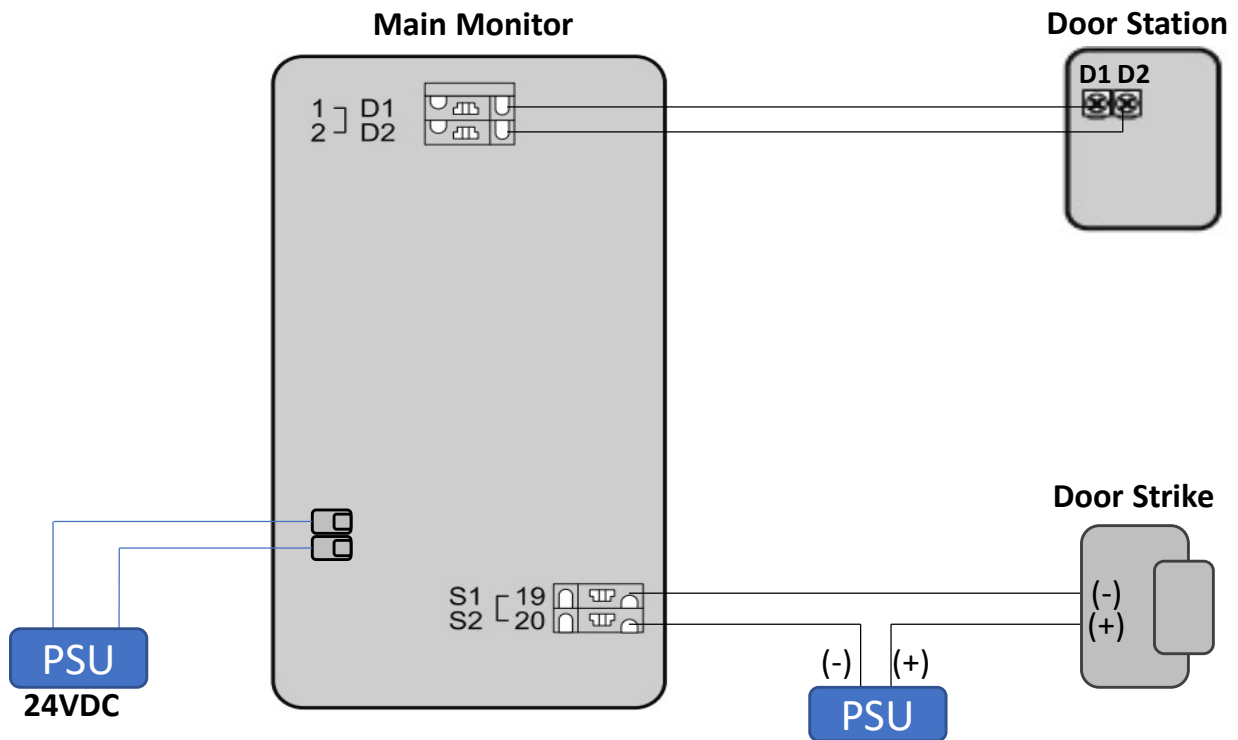
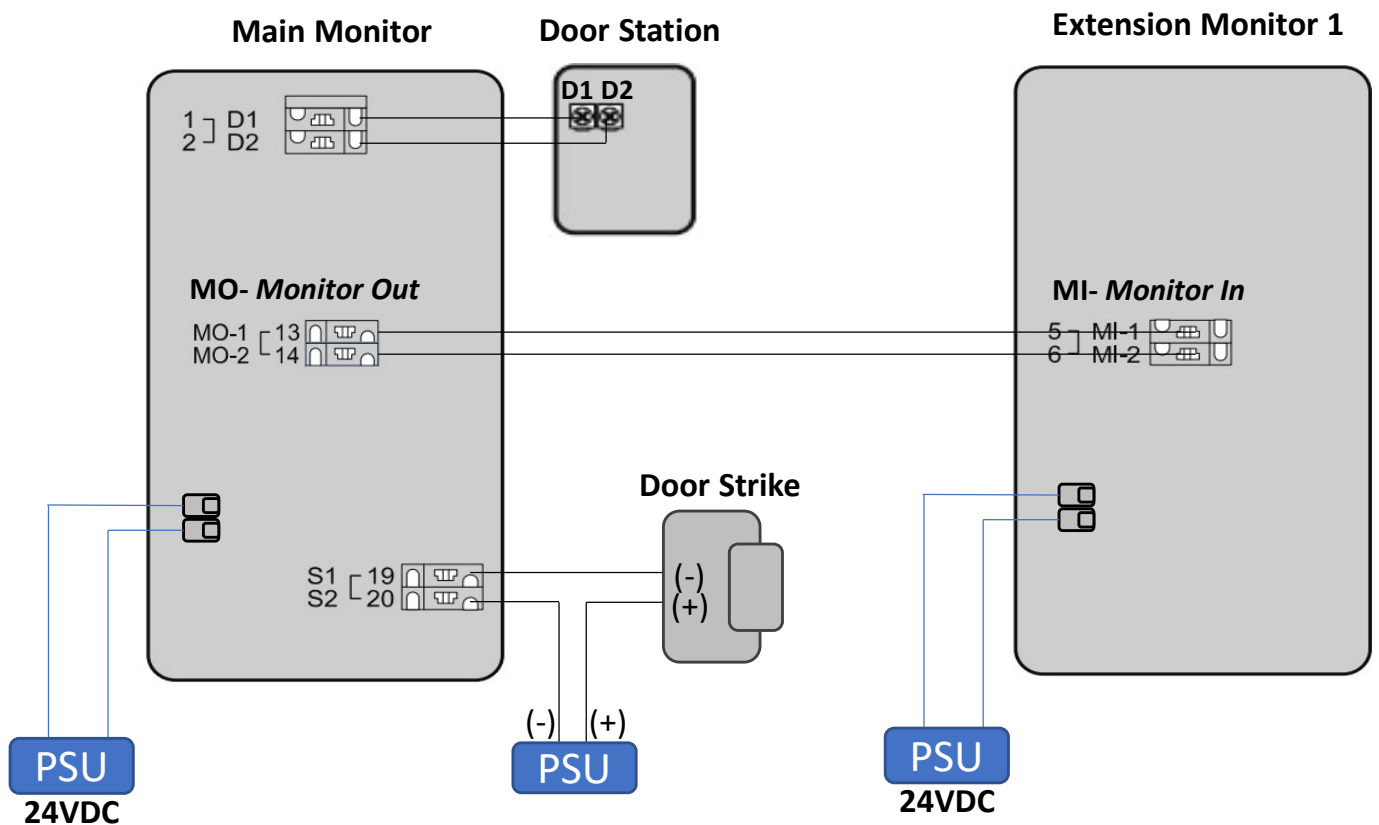


Panasonic VL-SV75AZ Connections

Connection 1:



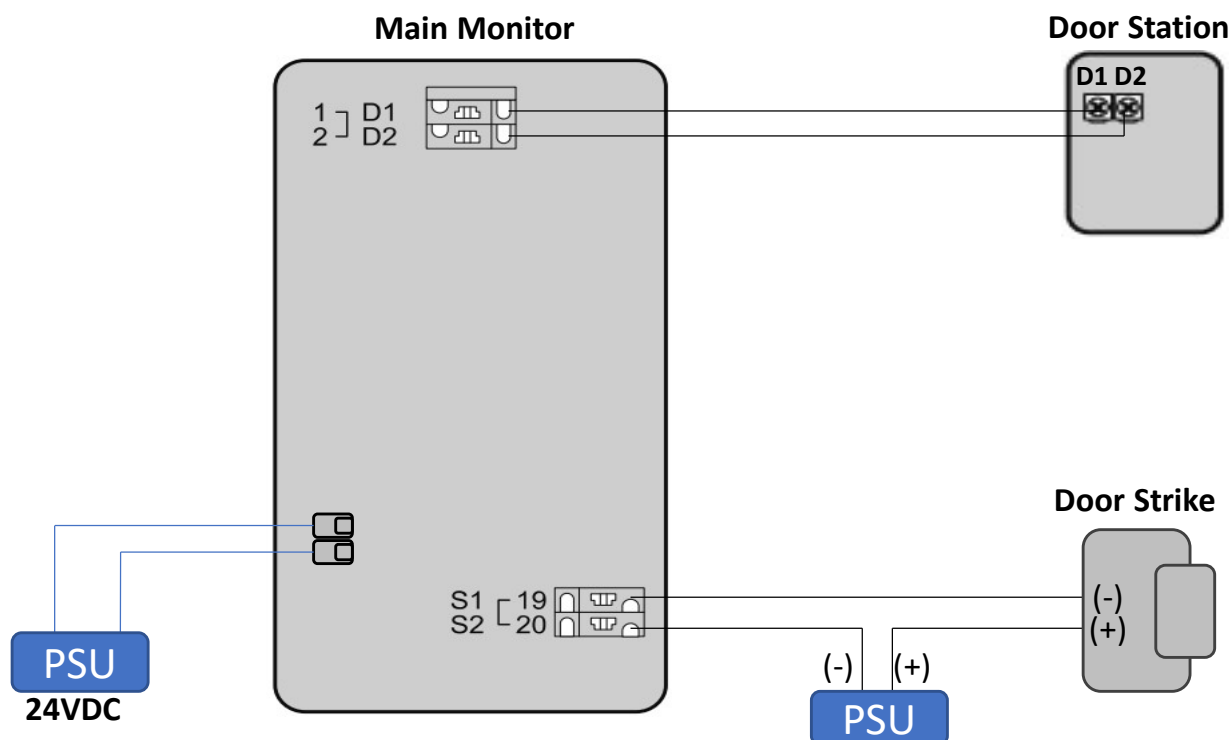
Connection 2:



Panasonic VL-SV75AZ

Quick Guide Manual

Connection 1:



Electric lock settings:

ELECTRIC LOCK:

1. Press **"Settings"** [⋮]
2. Select **"Connected devices"**
3. Select **"Electric lock"**
4. Select **"Doorphone"**
5. Select **"Electric door lock"**
6. Select **"Connect to Electric lock 1"**
7. Select **"Unlock time"** (1 to 7 secs)
8. Press **"OFF"**

Note:

Double check the cable and PSU.

If the door doesn't operate after unlocking using Monitors.

How to isolate the issue.

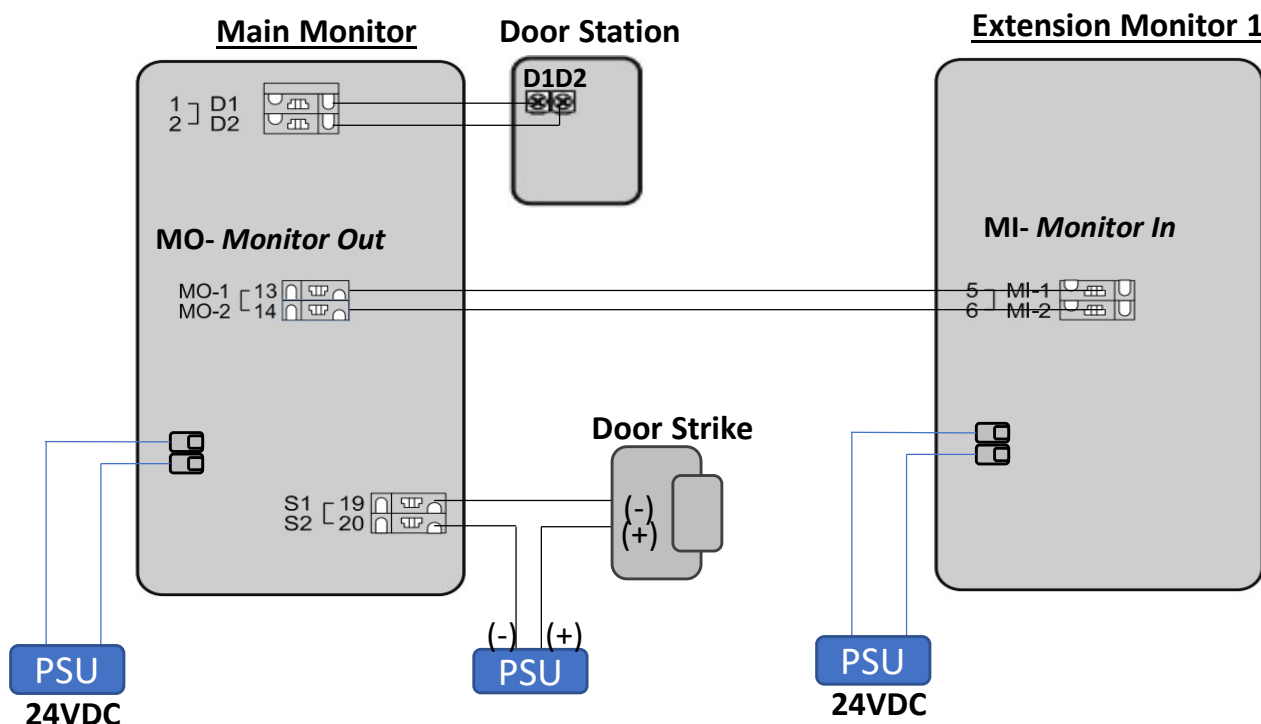
Short the cable connected to **S1** and **S2**, the door should operate, if not check the cable or PSU.

Eos Australia Technical Support Contact Number

0430 118 973

Quick Guide Manual

Connection 2:



Monitor registration and Electric lock and settings:

MONITOR REGISTRATION:

2 steps to register the *Extension Monitor*:

Step 1 - Main Monitor:

1. Press "Settings" [≡]
2. Select "Register/Cancel"
3. Select "Register"
4. Select "Main Monitor"
5. Select "Extension Monitor 1"
- (Registration is completed)
6. Press "OFF" button.

Step 2 - Extension Monitor 1:

1. Press "Settings" [≡]
2. Select "Register/Cancel"
3. Select "Register"
4. Select "Extension Monitor"
5. Select "Yes" (Switch to Extension)
6. Select "Extension Monitor 1"
- (Registration is completed)
7. Press "OFF" button.

Note:

1. Follow Step 1 and Step 2 if you need add more extension.
2. Check the connection and cable. if registration didn't completed.

ELECTRIC LOCK:

1. Press "Settings" [≡]
2. Select "Connected devices"
3. Select "Electric lock"
4. Select "Doorphone"
5. Select "Electric door lock"
6. Select "Connect to Electric lock 1"
7. Select "Unlock time" (1 to 7 secs)
8. Press "OFF"

Note:

Double check the cable and PSU.

If the door doesn't operate after unlocking using Monitors.

How to isolate the issue.

Short the cable connected to S1 and S2, the door should operate, if not check the cable or PSU.

Eos Australia Technical Support Contact Number

0430 118 973